

## PEEK Ties Outside Serrated

### Features and Benefits

PEEK Ties will withstand temperatures from -55 °C up to +260 °C. Their chemical resistance, even against acid and gamma radiation is excellent. Furthermore the PEEK Ties have good abrasion resistance. With as little as 4.5mm<sup>2</sup> strap cross-section it holds a tensile strength of 230N but needs only 6N insertion force. The design offers a good ratio weight to tensile strength. The contoured head takes up less space therefore usage in areas with space restrictions are ideal. Due to the outside serration PEEK Ties are minimising any indentation or damage to cable insulation.


### Application

The PEEK Tie has been designed for the Ministry of Defence and Aircraft industry in cooperation with leading companies. With the properties this product claims it is predestined for high temperature applications. This performance will be well appropriate also for the drilling industry, railway, offshore or automotive industry. The PEEK Tie is an extraordinary product. It conjuncts the mechanical performance and resistance to environmental influence of a metal tie with the ease of use of a polyamide cable tie.



The contoured head takes up less space, gives a low insertion force and offers high strength.

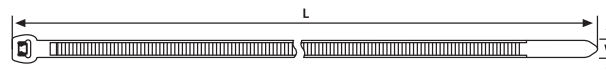


 **Material specification see page 21.**

Material Data	
Material	<b>Polyetheretherketone (PEEK)</b>
Operating Temperature	<b>-55 °C to +260 °C</b>
Flammability	<b>UL94 V0</b>



The head design of PEEK Ties



PEEK Ties

### Technical Table

Article-No.	Type	Length (L)	Width (W)	Bundle Ø min.	Bundle Ø max.	Min. Tensile Strength (N)	Material	Colour	Application Tool	Special Features
118-00032	PT2A	145	3.4	1.6	35	230	PEEK	Grey (GY)	MK7, MK7P	1

All dimensions in mm. Subject to technical changes.



Please note! Not every product listed carries these approvals! For Product Specific Approvals please refer to the Appendix.

### KR Series Cable and Hose Fixing System

#### Features and Benefits

The special curved design of the head ensures a seal around the full circumference of the hose / pipe. The patented design offers a smooth strap which is locked into place with a glass fibre reinforced pin, and when assembled the tie offers a very secure and vibration resistant fixing. Available as both fixed length ties or in a continuous roll (50 metres). Fixed lengths ties from 500 mm are 2-parts, head and tie are ultrasonic welded.

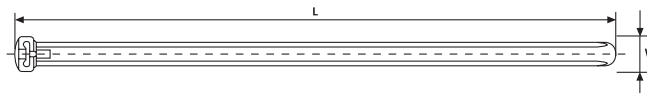
#### Application

In addition to offering a secure method of bundling cables the design of the KR ties make them ideal for use as a method of securing bellows on steering racks, water hoses and vacuum lines.

Material PA 12 is less hygroscopic and therefore constant in dimension and performance.



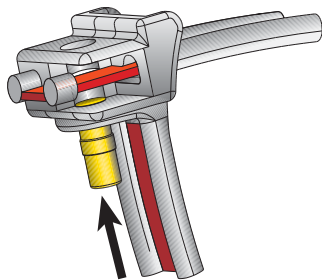
The KR8/33 has been repeatedly proven in High Vibration applications.



Cable ties KR-Series

#### Material Data

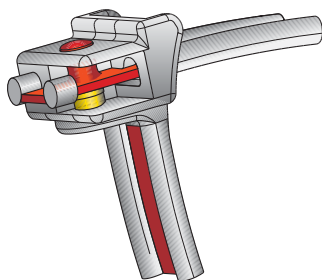
Material	<b>Polyamide 6.6 (PA66)</b>
Colour	<b>Natural (NA), Black (BK)</b>
Operating Temperature	<b>-40 °C to +85 °C continuous, (+105 °C for 500 h)</b>
Flammability	<b>UL94 V2</b>



The unlocked head of a KR-tie.

#### Material Data

Material	<b>Polyamide 6.6 heatstabilised (PA66HS)</b>
Colour	<b>Natural (NA), Black (BK)</b>
Operating Temperature	<b>-40 °C to +105 °C continuous, (+145 °C for 500 h)</b>
Flammability	<b>UL94 V2</b>



The cable tie (red) is locked into place with the pin.

#### Material Data

Material	<b>Polyamide 6.6 UV-resistant (PA66W)</b>
Colour	<b>Black (BK)</b>
Operating Temperature	<b>-40 °C to +85 °C continuous, (+105 °C for 500 h)</b>
Flammability	<b>UL94 V2</b>





KR Series is available in different sizes

For detailed information on Application Tools please refer to page 113.

Material Data	
Material	<b>Polyamide 4.6 (PA46)</b>
Colour	<b>Grey (GY)</b>
Operating Temperature	<b>-40 °C to +150 °C for 5000 h, (+195 °C for 500 h)</b>
Flammability	<b>UL94 V2</b>



Material Data	
Material	<b>Polyamide 12 (PA12)</b>
Colour	<b>Black (BK)</b>
Operating Temperature	<b>-40 °C to +85 °C continuous, (+105 °C for 500 h)</b>
Flammability	<b>UL94 HB</b>



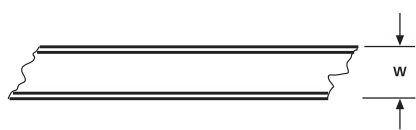
Technical Table

Article-No.	Type	Length (L)	Width (W)	Bundle Ø max.	Min. Tensile Strength (N)	Material	Colour	Application Tool	Special Features
KR6									
121-63519	<b>KR6/35</b>	356	6.0	93.0	490	PA66	Natural (NA)	KR6/8	
121-63555	<b>KR6/35</b>	356	6.0	93.0	490	PA66HS	Natural (NA)	KR6/8	
121-63560	<b>KR6/35</b>	356	6.0	93.0	490	PA66W	Black (BK)	KR6/8	
KR8-one piece									
121-82119	<b>KR8/21</b>	210	8.0	47.0	785	PA66	Natural (NA)	KR6/8, KR8PNSE	2
121-82155	<b>KR8/21</b>	210	8.0	47.0	785	PA66HS	Natural (NA)	KR6/8, KR8PNSE	2
121-82160	<b>KR8/21</b>	210	8.0	47.0	785	PA66W	Black (BK)	KR6/8, KR8PNSE	2
121-83319	<b>KR8/33</b>	337	8.0	86.0	785	PA66	Natural (NA)	KR6/8, KR8PNSE	2
121-83355	<b>KR8/33</b>	337	8.0	86.0	785	PA66HS	Natural (NA)	KR6/8, KR8PNSE	2
121-83345	<b>KR8/33</b>	337	8.0	86.0	785	PA66HS	Natural (NA)	KR6/8, KR8PNSE	2
121-83360	<b>KR8/33</b>	337	8.0	86.0	785	PA66W	Black (BK)	KR6/8, KR8PNSE	2
121-83380	<b>KR8/33</b>	337	8.0	86.0	390	PA12	Black (BK)	KR6/8, KR8PNSE	2
121-83378	<b>KR8/33</b>	337	8.0	86.0	785	PA46	Grey (GY)	KR6/8, KR8PNSE	1, 2
121-74359	<b>KR8/43</b>	426	8.0	105	785	PA66HS	Natural (NA)	KR6/8, KR8PNSE	2
121-74360	<b>KR8/43</b>	426	8.0	105	785	PA66HS	Black (BK)	KR6/8, KR8PNSE	2

All dimensions in mm. Subject to technical changes.





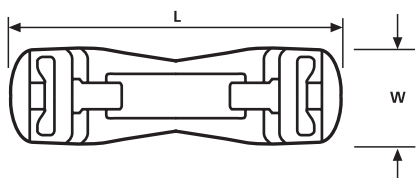
Please note! Not every product listed carries these approvals! For Product Specific Approvals please refer to the Appendix.



Cable ties ... KR8S1



Material Data	
Material	<b>Polyamide 6.6 (PA66)</b>
Colour	<b>Natural (NA), Black (BK)</b>
Operating Temperature	<b>-40 °C to +85 °C continuous, (+105 °C for 500 h)</b>
Flammability	<b>UL94 V2</b>





Double-head ....KR8C5

Material Data	
Material	<b>Polyamide 6.6 heatstabilised (PA66HS)</b>
Colour	<b>Natural (NA), Black (BK)</b>
Operating Temperature	<b>-40 °C to +105 °C continuous, (+145 °C for 500 h)</b>
Flammability	<b>UL94 V2</b>

Material Data	
Material	<b>Polyamide 6.6 UV-resistant (PA66W)</b>
Colour	<b>Black (BK)</b>
Operating Temperature	<b>-40 °C to +85 °C continuous, (+105 °C for 500 h)</b>
Flammability	<b>UL94 V2</b>

Technical Table

Article-No.	Type	Length (L)	Width (W)	Min. Tensile Strength (N)	Material	Colour	Application Tool	Special Features
KR8-ultrasonic welded								
121-05019	<b>KR8/50</b>	500	8.0	785	PA66	Natural (NA)	KR6/8, KR8PNSE	2
121-05051	<b>KR8/50</b>	500	8.0	720	PA66HS	Natural (NA)	KR6/8, KR8PNSE	2
121-05060	<b>KR8/50</b>	500	8.0	785	PA66W	Black (BK)	KR6/8, KR8PNSE	2
121-06019	<b>KR8/60</b>	600	8.0	785	PA66	Natural (NA)	KR6/8, KR8PNSE	2
121-06060	<b>KR8/60</b>	600	8.0	785	PA66W	Black (BK)	KR6/8, KR8PNSE	2
121-07019	<b>KR8/70</b>	700	8.0	785	PA66	Natural (NA)	KR6/8, KR8PNSE	2
121-07060	<b>KR8/70</b>	700	8.0	785	PA66W	Black (BK)	KR6/8, KR8PNSE	2
121-08019	<b>KR8/80</b>	800	8.0	785	PA66	Natural (NA)	KR6/8, KR8PNSE	2
121-08060	<b>KR8/80</b>	800	8.0	785	PA66W	Black (BK)	KR6/8, KR8PNSE	2
121-10019	<b>KR8/100</b>	1000	8.0	785	PA66	Natural (NA)	KR6/8, KR8PNSE	2
121-10060	<b>KR8/100</b>	1000	8.0	785	PA66W	Black (BK)	KR6/8, KR8PNSE	2
121-11051	<b>KR8/110</b>	1100	8.0	720	PA66HS	Natural (NA)	KR6/8, KR8PNSE	2
121-11060	<b>KR8/110</b>	1100	8.0	785	PA66W	Black (BK)	KR6/8, KR8PNSE	2
121-12019	<b>KR8/120</b>	1200	8.0	785	PA66	Natural (NA)	KR6/8, KR8PNSE	2
121-15019	<b>KR8/150</b>	1500	8.0	785	PA66	Natural (NA)	KR6/8, KR8PNSE	2
KR8C5								
121-58519	<b>KR8/C5</b>	38.0	11.7	-	PA66	Natural (NA)	KR6/8	
121-58560	<b>KR8/C5</b>	38.0	11.7	-	PA66W	Black (BK)	KR6/8	
121-58551	<b>KR8/C5</b>	38.0	11.7	-	PA66HS	Natural (NA)	KR6/8	
KR8S1								
121-98119	<b>KR8/S1</b>	50 m	8.0	785	PA66	Natural (NA)	KR6/8	
121-98160	<b>KR8/S1</b>	50 m	8.0	785	PA66W	Black (BK)	KR6/8	
121-98151	<b>KR8/S1</b>	50 m	8.0	720	PA66HS	Natural (NA)	KR6/8	

All dimensions in mm. Subject to technical changes.



## CT and BHT Series of Chassis Ties

### Features and Benefits

The ties have serrations on both sides of the strap allowing for quick and easy installation, even where the access or visibility is poor.

The DE range offers a rounded head for applications where a good aesthetic appearance is required. The CT and LHT ranges have a square head which allows for optimum use in areas with restricted space.

Prior to final tensioning these ties can be used as 'releasable' ties for the addition of extra cables. Once the cable runs are complete the final tensioning (by use of a suitable HellermannTyton tensioning tool) locks the tie in place.

### Application

Using a single hole these 'chassis ties' are widely used in the automotive, truck and heavy equipment markets. Ideal for applications which have access to both sides of the hole – for example truck frames.



BHT375 - used for mounting cables via a single hole.

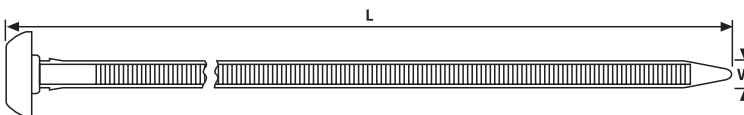
### Material Data

Material	<b>Polyamide 6.6 heatstabilised (PA66HS)</b>
Operating Temperature	<b>-40 °C to +105 °C continuous, (+145 °C for 500 h)</b>
Flammability	<b>UL94 V2</b>



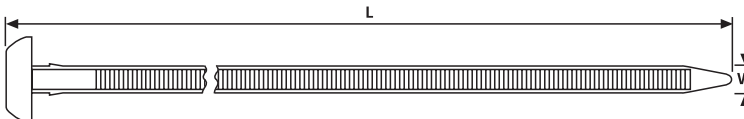
### Technical Table

Article-No.	Type	Length (L)	Width (W)	Bundle Ø max.	Min. Tensile Strength (N)	Material	Colour	Application Tool	Special Features
-------------	------	------------	-----------	---------------	---------------------------	----------	--------	------------------	------------------



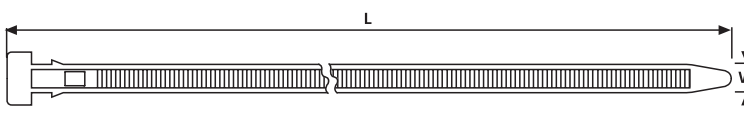
#### With centering

150-20395	<b>BHT203</b>	200	7.6	50	700	PA66HS	Black (BK)	6-10	2
150-37595	<b>BHT375</b>	375	7.6	100	700	PA66HS	Black (BK)	6-10	2



#### Without centering

150-20396	<b>BHT203M</b>	200	7.6	50	700	PA66HS	Black (BK)	6-10	2
150-47595	<b>BHT375M</b>	375	7.6	100	700	PA66HS	Black (BK)	6-10	2



132-20360	<b>CT203</b>	200	7.6	50	700	PA66HS	Black (BK)	6-10	2
132-37540	<b>CT375</b>	375	7.6	100	700	PA66HS	Black (BK)	6-10	2
132-00000	<b>LHT370</b>	370	7.6	106	535	PA66	Black (BK)	6-10	2
132-00200	<b>DE863220</b>	300	6.0	80	135	PA66HS	Black (BK)	6-10	2

All dimensions in mm. Subject to technical changes.

